



12 Connecting installation cable and connection module


In the following you find a detailed description for successful connecting according our connection instructions.

LISTED
Communication
Circuit Accessory
16AA






4a



4b

***** ≤ 6mm Distanz Kabelaussenmantel bis zum Klemmkörper
 ≤ 6mm Distance cabling sheet to clamp body
 ≤ 6mm Distance entre la gaine du câble et l'arrière du connecteur
 ≤ 6mm Distanza dell'entrata di cavo della guaina all'inizio connettore

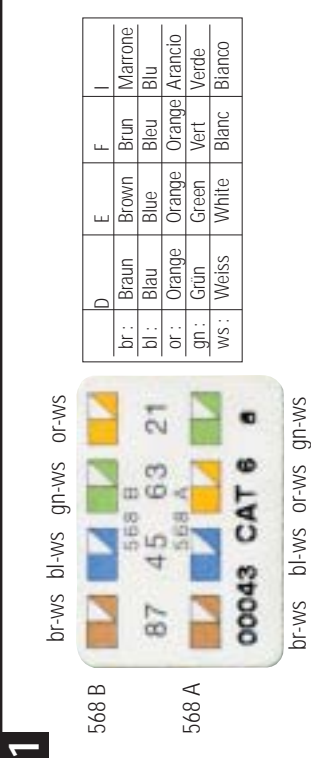
OPTION



Installation is to be performed by qualified electricians.
Units have to be installed in limited access areas in conformance with all national and local codes.


Anschlussanleitung RJ45 Arbeitsplatzdosen
 Connecting Guidance RJ45 socket outlet
 Instructions de raccordement boîtier de place de travail RJ45
 Istruzioni di collegamento presa sul posto di lavoro RJ45

1



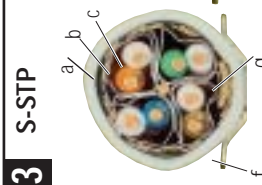
	D	E	F	I
br :	Braun	Brown	Brun	Marrone
bl :	Blau	Blue	Bleu	Blu
or :	Orange	Orange	Orange	Arancio
gn :	Grün	Green	Vert	Verde
ws :	Weiss	White	Blanc	Bianco

2

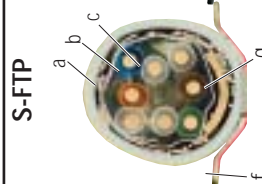


3

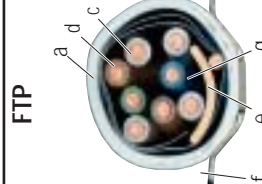
S-STP



S-FTP



FTP



D	E	F	I
a	Mantel	cable jacket	guaine del cavo
b	Schirmgeflecht	wire netting	reticolo
c	Schirmfolie	foil of shield	schermo in foglio
d	Polysterfolie	polyester tape	nastro di poliestere
e	Beilaufdraht	drain wire	filo di accompagnamento
f	Zugentlastung	strain relief	scaricca di la trazione
g	Schirmlanze	contact bajonett	bajonetta per schermatura

Anschlussanleitung RJ45 Arbeitsplatzdosen
Connecting Guidance RJ45 socket outlet
Istruzioni de raccordament boîtier de place de travail RJ45
Istruzioni di collegamento presa sul posto di lavoro RJ45



LISTED
 Communication
 Circuit Accessory
 16AA



ungeschirmt/unshielded/non blindé/non schermato

1

	D	E	F	I
br :	Braun	Brown	Brun	Marrone
bl :	Blau	Blue	Bleu	Blu
or :	Orange	Orange	Orange	Arancio
gn :	Grün	Green	Vert	Verde
ws :	Weiss	White	Blanc	Bianco

568 B
 568 A

2

UTP

3

	D	E	F	I
a	Mantel	cable jacket	gaine	guaina del cavo
b	Schirmgeflecht	wire netting	fil de déchirment	reticolo
c	Schirmfolie	foil of shield	écran	schermo in foglio
d	Polysterfolie	polyester tape	feuille polyester	nastro di poliestere
e	Beilaufrast	drain wire	drain	filo di accompagnamento
f	Zugentlastung	strain relief	anti-traction	scaricca de la trazione
g	Schirmplanze	contact bajonett	contact bajonnette	bajonetta per schermatura

4a

4b

Installation is to be performed by qualified electricians.
 Units have to be installed in limited access areas in conformance with all national and local codes.

Headquarters

Switzerland
 Reichle & De-Massari AG
 Binzstrasse 31
 CH-8622 Wetzikon
 Telephone HQ +41 1 933 81 11
 Telefax HQ +41 1 930 49 41
 E-Mail info@rdm.ch

Sales Switzerland
 Aawise 13
 Telephone +41 1 931 97 77
 Telefax +41 1 931 93 29
 E-Mail verkauf.ch@rdm.ch

www.rdm.com